

MFX

MFXb large-scale and rich variations

MAIN SPECIFICATIONS

Basic Layout

Front ejection type : 1booth 3bays~
 Side ejection type : 1booth~ 6bays~

Height of SDB Room

H2545mm or H3000mm









Box

8 variation (W260mm x D450mm)



8-type bond box

There are 8 kinds of bond box. The best box is selected according to user purpose or the size of valuables.

 H65 type H 65mm W 260mm D 450mm	 H76 type H 76mm W 260mm D 450mm	 H102 type H 102mm W 260mm D 450mm	 H120 type H 120mm W 260mm D 450mm
 H140 type H 140mm W 260mm D 450mm	 H164 type H 164mm W 260mm D 450mm	 H178 type H 178mm W 260mm D 450mm	 H216 type H 216mm W 260mm D 450mm

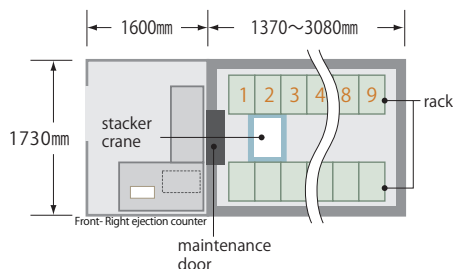
Outer dimensions excludes the protuberance such a grip.

Possible to mix the boxes in different sizes

2-way ejection

FRONT TYPE

- 1 booth only
- Front ejection type
- L/R ejection counter
- Rack : 3 bays~



SIDE TYPE

- 1 booth~
- Front or Side ejection type
- L/R ejection counter
- Rack : 6 bays~
- Selectable door position

