

Security Gate LIG GOOD DESIGN AWARD 2011

COMPACT FOR ANYWHERE, ANYONE

The concept of the design is "Compact" and "Simple".
This gate fits anywhere and harmonizes with the space unaffectedly.
The exterior of whole of stainless steel is performing a smart form and being full of high-quality.

Considering the passage of children and wheelchairs, the safety is compatible with ease of use. Kumahira realized the security gate that anyone can use easily anywhere.



1. FEATURES

Safety Universal Design

With optional lower sensors and urethane flap-panels, children can also pass the gate safely. Also, the access indication is equipped LED lights which is visible to the people of partial color blindness.

Compact Design

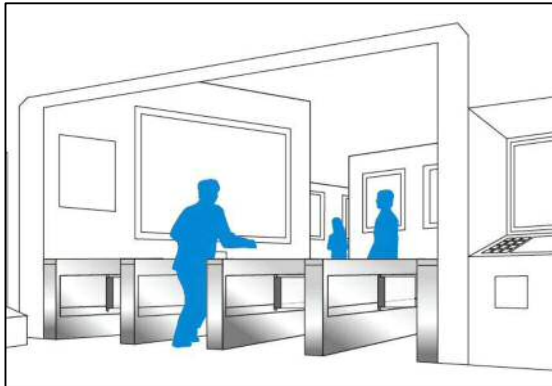
Considering "Compact" as the concept, Kumahira designed a small and space-saving security gate. The length is 1,100 mm only and it is possible to install if you do not have enough space.

Simple-designed body harmonized with the space

The exterior of glossy and beautiful hairline stainless steel finish is smart, elegant and sophisticated. Each side of the body is flat and it fits any floor and building. With acrylic flap-panels, an open area is born and an exaggeration is not given.

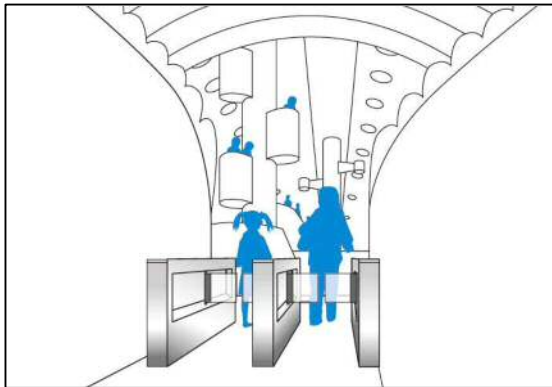
Security Gate LIG

2. WIDE POSSIBILITY



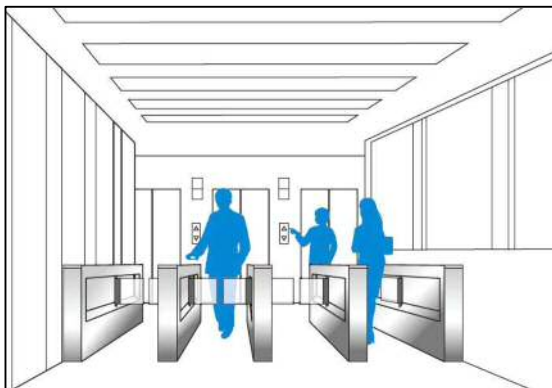
Cultural Facilities

Fine stainless steel top plate is vibration finish. Flat shape and solid feel of the material gives you refined impression.



Amusement Center

Suitable for the entrances of movie theaters and other amusement parks. It makes the passage smooth.



Office Building

Compact design makes it possible to install at narrow area

3. WIDE VARIATION AND OPTION

1. Selectable Card Reader

The line of acrylic and flat card reader goes direct to the body, and it gives beautiful impression. The point-lighting type or face-lighting type is selectable.

point-lighting type face-lighting type



2. Selectable Access Indication

There are two kinds of access indications. The liner type is stylish, and the arrow type can be recognized easily.

liner type arrow type



3. Selectable Flap-Panel

There are two kinds of flap-panels. Acrylic type is clear and beautiful, and urethane type is considered as universal design.

acrylic type urethane type



4. LED Illumination

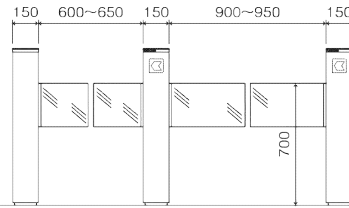
People of partial color blindness can also recognize the light easily. With optional LED for flap-panel, the edge of panel shines beautifully.



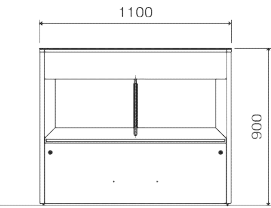
Security Gate LIG



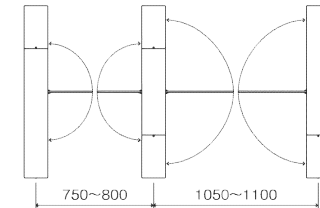
■ front view



■ side view



■ above view



Access control system	Not included
Direction	Both directions
Capacity	25 people/ min. Automatic door mode : Max.50 people
Panel opening/ closing speed	Standard(narrow) aisle : Changeable within the range 0.3 - 1.5 sec. Wide aisle : Changeable within the range 0.35 - 1.5 sec.
Dimensions for gate body	W150 x H900 x D1,100 mm
Panel height	Acrylic type : 700 mm over the floor Urethane type : 697.5 mm over the floor
Aisle width	Standard(narrow) aisle : 600 mm, Changeable within the range 600 - 650 mm Wide aisle : 900 mm, Changeable within the range 900 - 950 mm
Main exterior materials	Body : Stainless steel, Acrylic acid resin, Polycarbonate Flap panel : Acryl or Urethane
Finish	Stainless : Hairline finish
Power supply	AC220V±10% 50/ 60Hz with grounding / AC90V-110V 50/ 60Hz with grounding
Consuming power	Not in use : 24W/46VA In use : 230W/273VA (Optional parts are not included) Not in use : 38W/59VA In use : 240W/284VA (Optional parts are all included)
Power outage	Flap panels can be opened easily with your hands
Operation temperature	0 - 40°C Humidity : Lower than 85%RH(no condensing)
Installation	Indoor